



VALUES INSPIRED EDUCATION

HOME BASED SUPPORT LEARNING

ACTIVITY BOOK

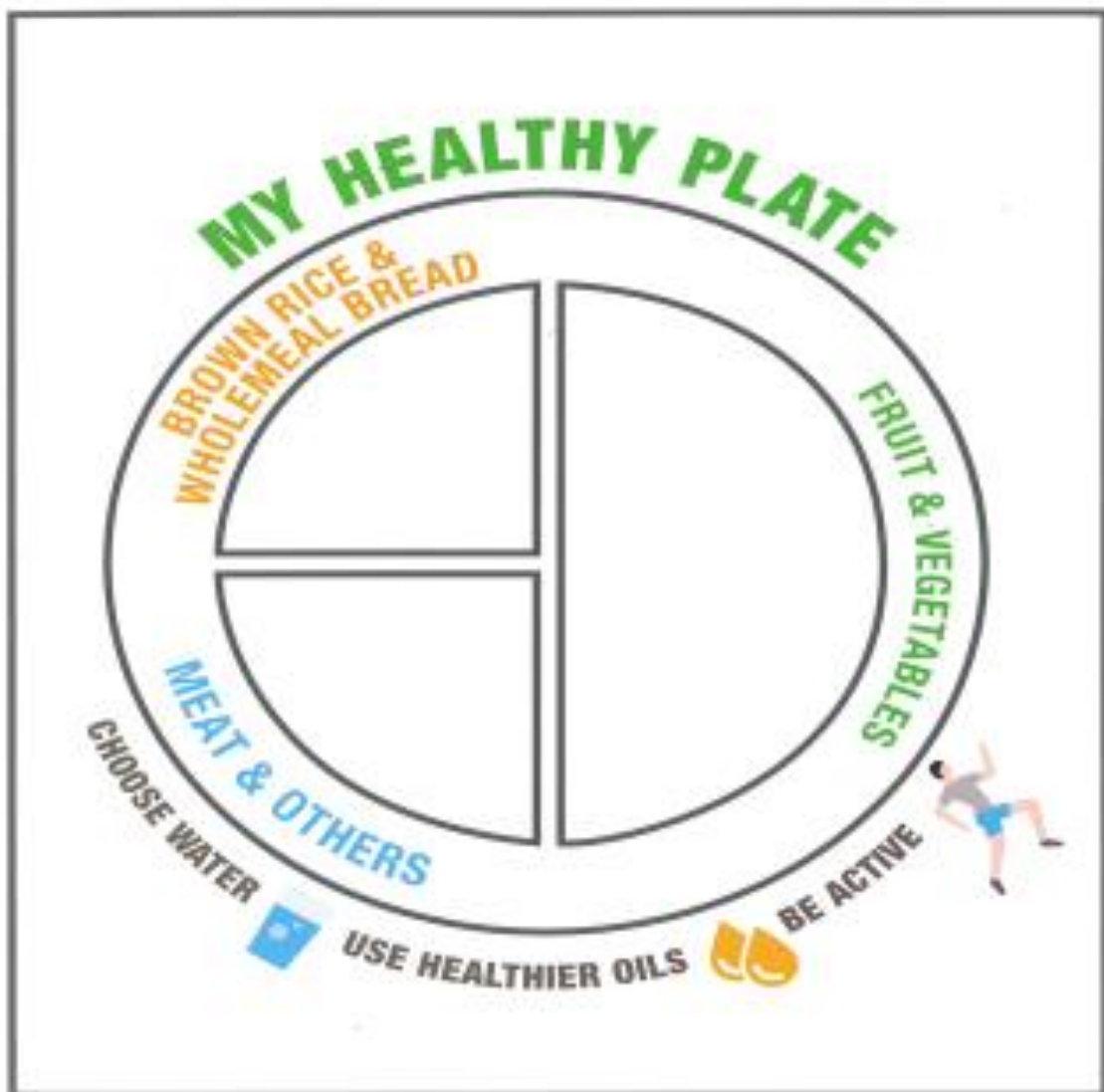
NURSERY 2



Delicious Foods



Fill the plate with food items to create a "My Healthy Plate" meal. Draw or paste pictures.



Teacher's remarks: Tick and Date

Completed Independently

Needed Assistance

s	a	t	p
i	n	m	d
g	k		



Shapes

Colour the shapes.

red




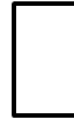
blue



green



yellow



Teacher's remarks: Tick and Date


Completed Independently

Needed Assistance



Shapes

Square Shape - Find. Trace. Colour. Count.



How many square shapes do you see?



Teacher's remarks: Tick and Date





Completed Independently

Needed Assistance

Delicious Foods



Mother is buying some fruits at the market. Trace the lines to see what she buys. Colour.



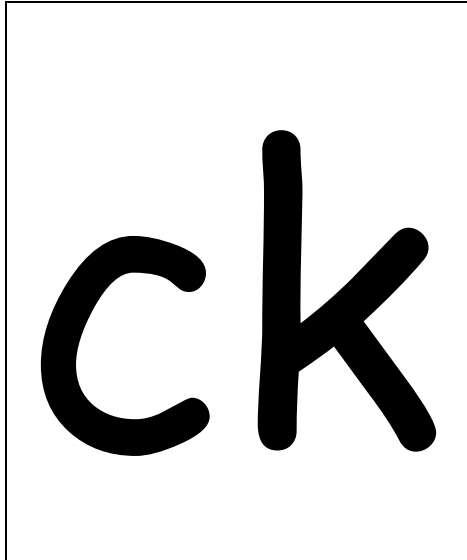
Fruits



Teacher's remarks: Tick and Date

Completed Independently

Needed Assistance




Name: _____ Date: _____

Read *Kit and Dog*.

Read each caption.

Draw or paste a picture to show it.



a dog



a pot

Name: _____

Date: _____

Say these sounds.

s a t p i n m d g o c k

Read the words.

Match the words to the pictures.

tag



pot



cod



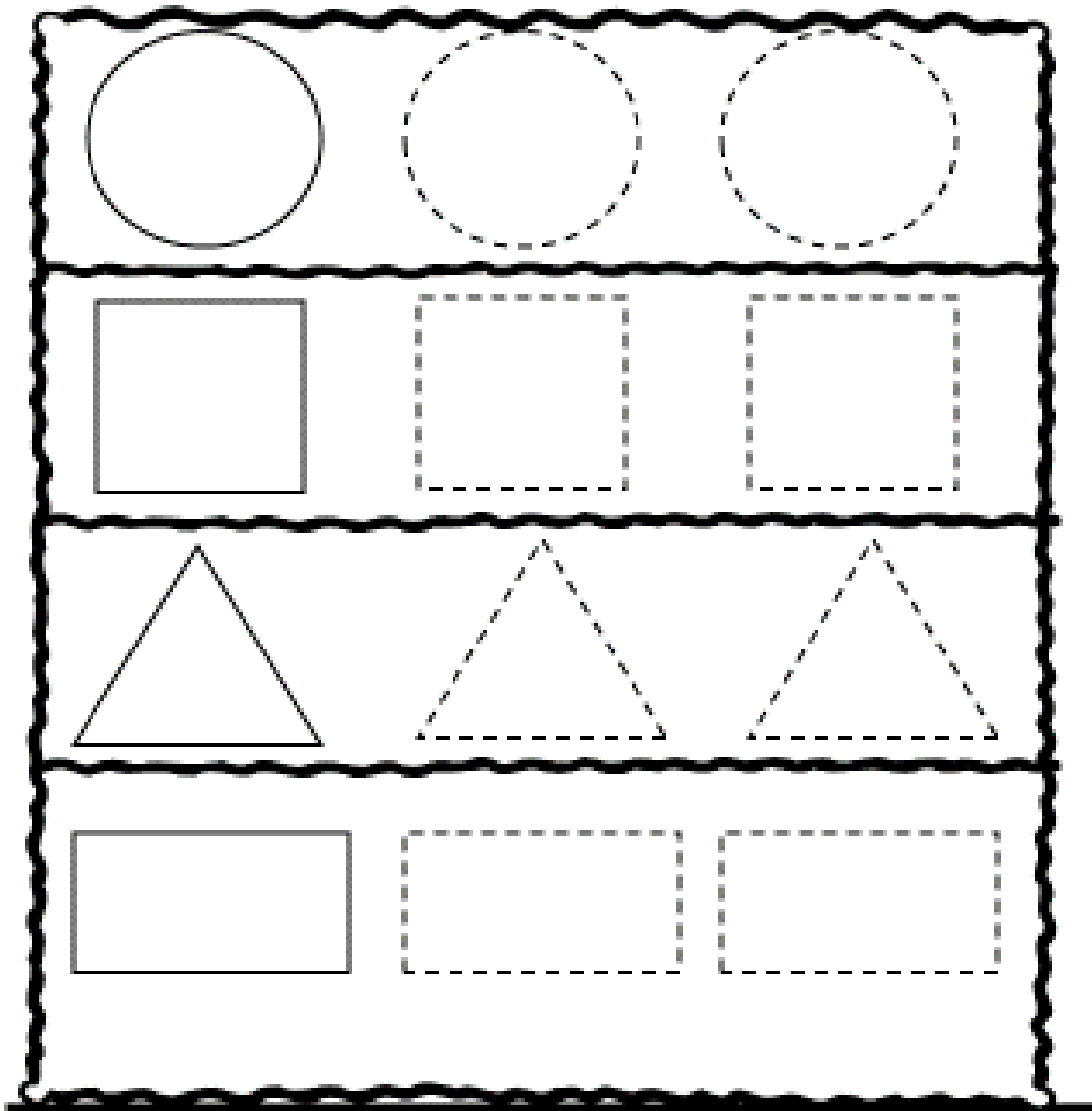
kid



Matching Shapes



Trace the ----- lines to complete the shapes.



Teacher's remarks: Tick and Date

Completed Independently



Needed Assistance





Shapes

Colouring Shapes.



Colour the square




Colour the triangle



Colour the circle



Colour the rectangle



Teacher's remarks: Tick and Date

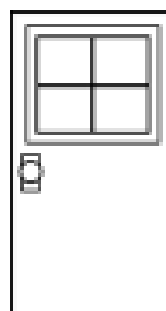

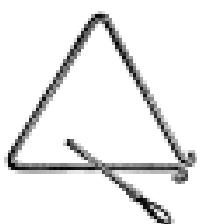
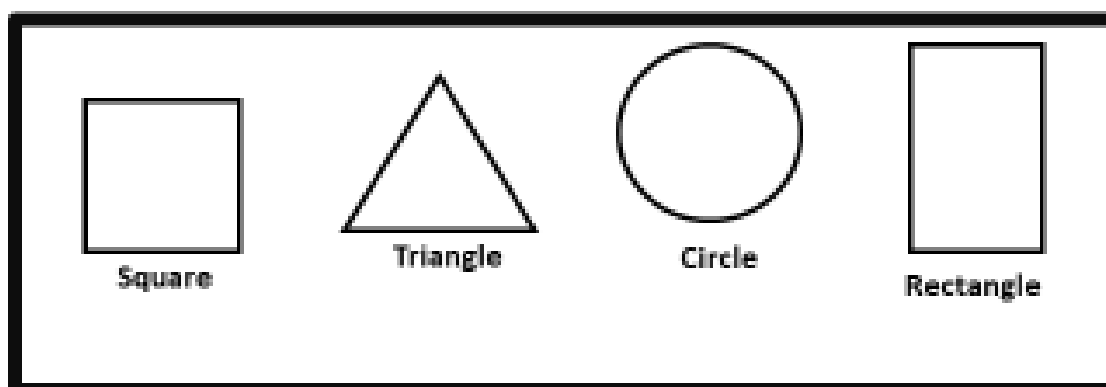

Completed Independently

Needed Assistance



Matching Shapes

What's My Shape? Draw a line from the objects to their matching shapes.



Teacher's remarks: Tick and Date


Completed Independently

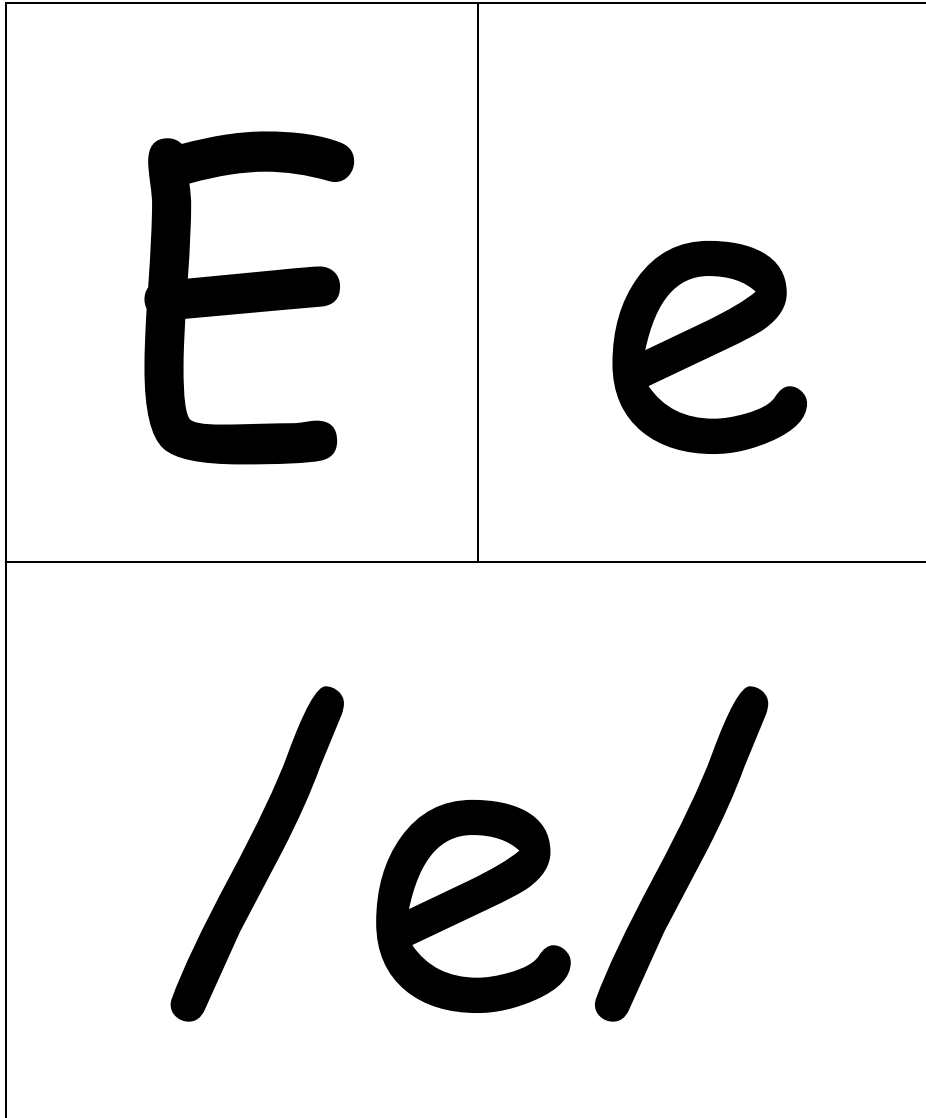
Needed Assistance

Delicious Foods



Where would you store these food safely?
Tick ✓ the correct box.






Food Storage			
Items	Cupboard/ Shelf	Fridge	Freezer
			
			
			
			
			
			
			
			
	Teacher's remarks	Tick and Date	
	Completed Independently		
	Needed Assistance		



Numbers



Insert dots in the empty boxes equal to the number of fingers shown.

	1	
	2	
	3	
	4	
	5	



Teacher's remarks: Tick and Date

Completed Independently

Needed Assistance

digs

pop

nags

kid

got

can

cannot

to

Name: _____ Date: _____

Read *Dig, Sid, Dig!*
Read the sentences.
Colour the pictures.



Dan digs.




Kat naps.

0	1	2	3
4	5	6	



Numbers


Complete the five frames with corresponding number of dots.




--	--	--	--	--



--	--	--	--	--



--	--	--	--	--



--	--	--	--	--



--	--	--	--	--



Teacher's remarks: Tick and Date

Completed Independently

Needed Assistance

Numbers



Complete the five frames with corresponding number of dots to represent the number of carrots to be eaten by the rabbit.



--	--	--	--	--



--	--	--	--	--



Teacher's remarks: Tick and Date

Completed independently

Needed Assistance

Numbers



Complete the five frames with corresponding number of dots to represent the number of carrots to be eaten by the rabbit.



2

--	--	--	--	--



4

--	--	--	--	--



Teacher's remarks; Tick and Date

Completed Independently

Needed Assistance

